



Bathing Excellence Created By Craftsmen



MODEL 11623634 LSADA or RSADA

3/4" Threshold Roll-In Shower Smooth Wall Gelcoat

ADA/ANSI compliant when installed according to guidelines and fully equipped with grab bars, seat, *pressure balancing mixing valve, hand-held shower head with slide bar, vacuum breaker, and 69" hose.

* Valve and hand-held shower head with slide bar will be provided but not mounted

OTHER VARIATIONS:

MODEL 11623634 – Reinforced only

MODEL 11623634 BL or BR – Reinforced with (1) corner bar only

MODEL 11623634 BLS or BRS – Reinforced with (1) corner bar and seat only

Custom ADA and/or Non Compliant accessories and options available upon request.

LIBERTY LINE

Bathing Excellence Created By Craftsmen

PRODUCT CUT SHEET

MODEL 11623634 LSADA or RSADA

Dimensions

WIDTH O.D.	62"	$\frac{3}{4}"$ Threshold Roll-In Shower
DEPTH O.D.	36"	
HEIGHT O.D.	78 $\frac{1}{4}"$	
Dimension Tolerance	+/- $\frac{1}{4}"$	

Features

One piece construction
Walls reinforced with OSB
Smooth Walls
Slip Resistant, Textured Bottom
ADA Compliant

Approvals

We employ independent testing to certify that products meet the requirements of ANSI Z124.1.2, ASTM F462, FHA/HUD-UM-73a, ANSI 117.1, & ADA.

Installation Notes

Refer to installation instructions included with bathing fixture before beginning installation. Fixture is not drilled for supply fittings. Shimming may be required to level the fixture.

Warnings

Caution:

All ADA compliant shower units with No inside curb and a $\frac{3}{4}"$ outside skirt will have water escape onto the bathroom floor. We recommend you take the following precautions:

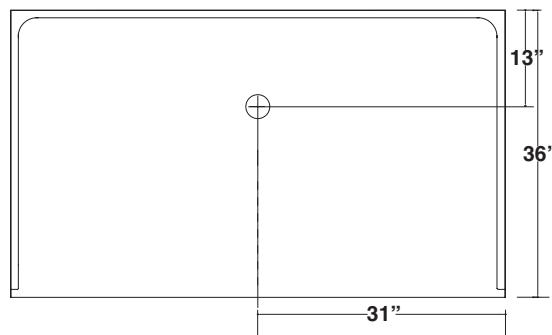

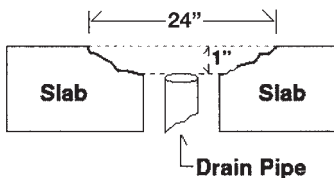
- 1) If possible, install our 2" skirted models with a $\frac{1}{2}"$ interior curb to reduce the amount of water that escapes onto the floor.
- 2) Install a floor drain outside the unit to control water that escapes onto the floor.
- 3) Install a collapsible vinyl dam strip. (see our options)

Important:

*Valve, Hand-held Shower and slide guide shall be provided by Manufacturer for field installation to ADA guidelines. Custom ADA and/or non-compliant accessories and options available upon request.

Important - Slab Preparation

Chip concrete to allow the drain area room to set below grade.



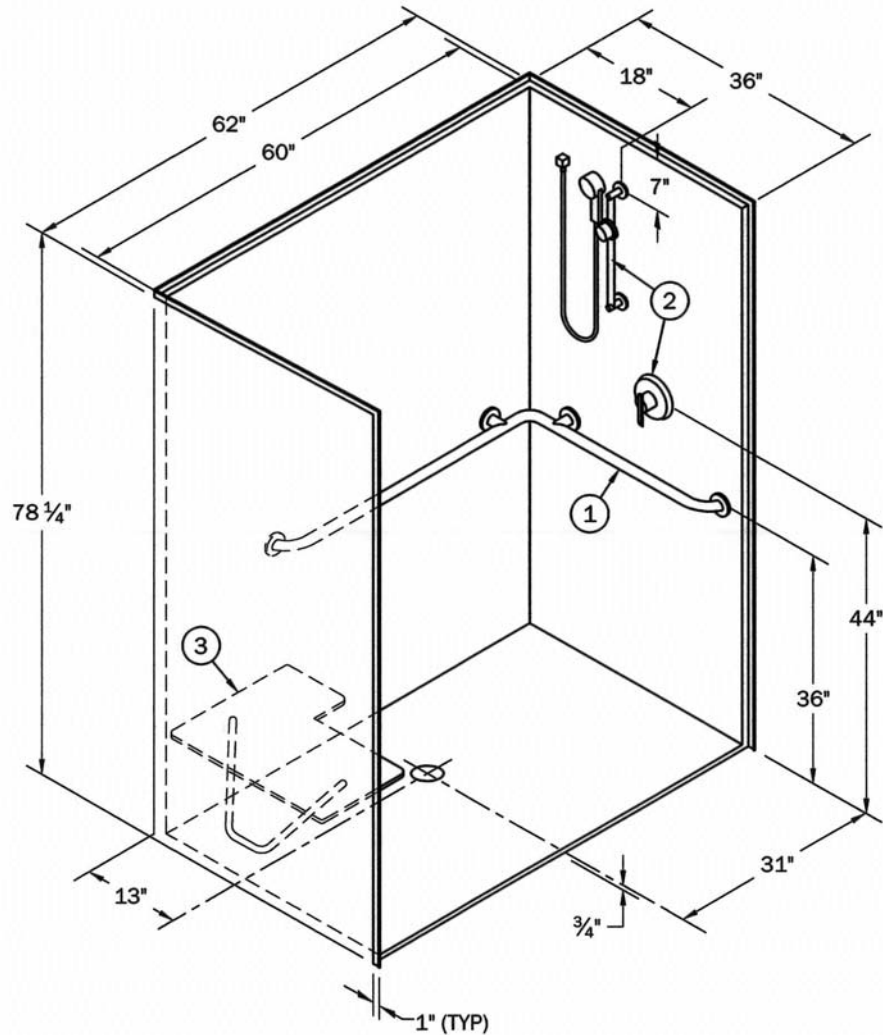
TOP VIEW



1610 James P. Rodgers Drive, Valdosta, Georgia 31601, 1 (800) 343-8295

510 East Jones Street, Wilson, NC, 27893, 1 (800) 775-8827

MODEL 11623634 LSADA or RSADA



LEFT SEAT VERSION (11623634 LSADA) SHOWN

RECOMMENDED ACCESSORIES

1. GRAB BAR (INSIDE CORNER) PP254031S 3. FOLDABLE SEAT (CHOOSE SEAT LOCATION)
 2. SHOWER VALVE PCKG PPVSB5000 ☐ LEFT SEAT PP11870
 ☒ RIGHT SEAT PP11880

LIST PRICE

- \$ 2,108.00 ☒ 11623634 LSADA Quantity _____
 (Complete as above) ☐ 11623634 RSADA Quantity _____
\$ 1,610.00 ☐ 11623634 BLS Quantity _____
 (1 corner bar and seat only) ☐ 11623634 BRS Quantity _____
\$ 1,150.00 ☐ 11623634 BL Quantity _____
 (1 corner bar only) ☐ 11623634 BR Quantity _____
 (1 corner bar only)

To create your own or add/change accessories use next page.



www.libertylineada.com

SIGNATURES FOR APPROVAL:

CUSTOMER NAME: _____

ORDERED BY: _____

TITLE: _____

DATE: _____

DWG NAME:
11623634

DRAWN BY:
WB

DATE: 1/26/10 REV: REL

LIST PRICE**\$960.00****3/4" THRESHOLD**
☐ **11623634** QUANTITY ____
 (Reinforced Only)
ROLL IN SHOWER OPTIONS**LIST PRICE****QUANTITY****\$160.00** PP254031S 40" X 31" SMOOTH SS CORNER GRAB BAR**\$ 70.00** PP10535S 36" SMOOTH SS GRAB BAR**\$ 60.00** PP10520S 24" SMOOTH SS GRAB BAR**\$280.00** PP31603030S 60" X30" X 30" SMOOTH SS U BAR**\$ 80.00** PP10540S 48" SMOOTH SS GRAB BAR**\$498.00** PPVSB5000 VALVE & SLIDE BAR PACKAGE**\$460.00** PP11870 WHITE PADDED LEFT SEAT**\$460.00** PP11880 WHITE PADDED RIGHT SEAT**\$598.00** PP8503 WHITE PHENOLIC LEFT SEAT**\$598.00** PP8502 WHITE PHENOLIC RIGHT SEAT**\$598.00** PP8505 WOODGRAIN PHENOLIC LEFT SEAT**\$598.00** PP8504 WOODGRAIN PHENOLIC RIGHT SEAT**\$ 42.00** PP1000 RECESSED STAINLESS STEEL SOAP DISH**\$ 60.00** PP12905 STAINLESS STEEL SHOWER ROD 60"

(COMES WITH RINGS AND FLANGES)

\$ 80.00 PP12902 WHITE SHOWER CURTAIN 72" X 72"**\$198.00** PP11910 CHROME DOME LIGHT (FOR ACRYLIC MODELS)**\$ 16.00** PP84836 COLLAPSIBLE WATER DAM (PER FOOT)

5 FT

\$ 18.00 PP84837 END CAPS (2) FOR WATER DAM (PER PAIR)

1 PR

COLORS

All units come standard in white and bone.

GRAB BARS

All pricing refers to smooth stainless steel grab bars, for powder coated, textured, or bar configurations not listed here, please contact Sales Department.

TERMS & CONDITIONS

- 2) Purchase orders for any configuration of grab bars not contained in this literature must be accompanied by a DRAWING signed by both the customer and factory sales personnel. All sales on these orders are FINAL.
NO RETURNS!
- 3) Authorized returns for normal products will carry a 25% Restock Charge and must be pre-approved by Sales Department. Unit will also be inspected by quality control before credit is issued.
- 4) Possession of this price list does not constitute an offer to sell. Prices and specifications may change without notice.
- 5) Acceptance, shipment, or delivery of any order is subject to approval of the credit department.
Standard terms are 2%, 10 days, net 30.
- 6) We warranty all merchandise for a period of three (3) years from the date of initial acceptance of the product by the contractor or owner against defect in materials and workmanship. Please contact Sales Department for copy of actual warranty.
- 7) Allow 3 to 4 weeks for shipment of your order. Possibly longer for special orders. Any less than truckload order may require additional charges for crating and freight. Contact Sales Department with any questions.



www.libertylineada.com

SIGNATURES FOR APPROVAL:

CUSTOMER NAME: _____

ORDERED BY: _____

TITLE: _____

DATE: _____